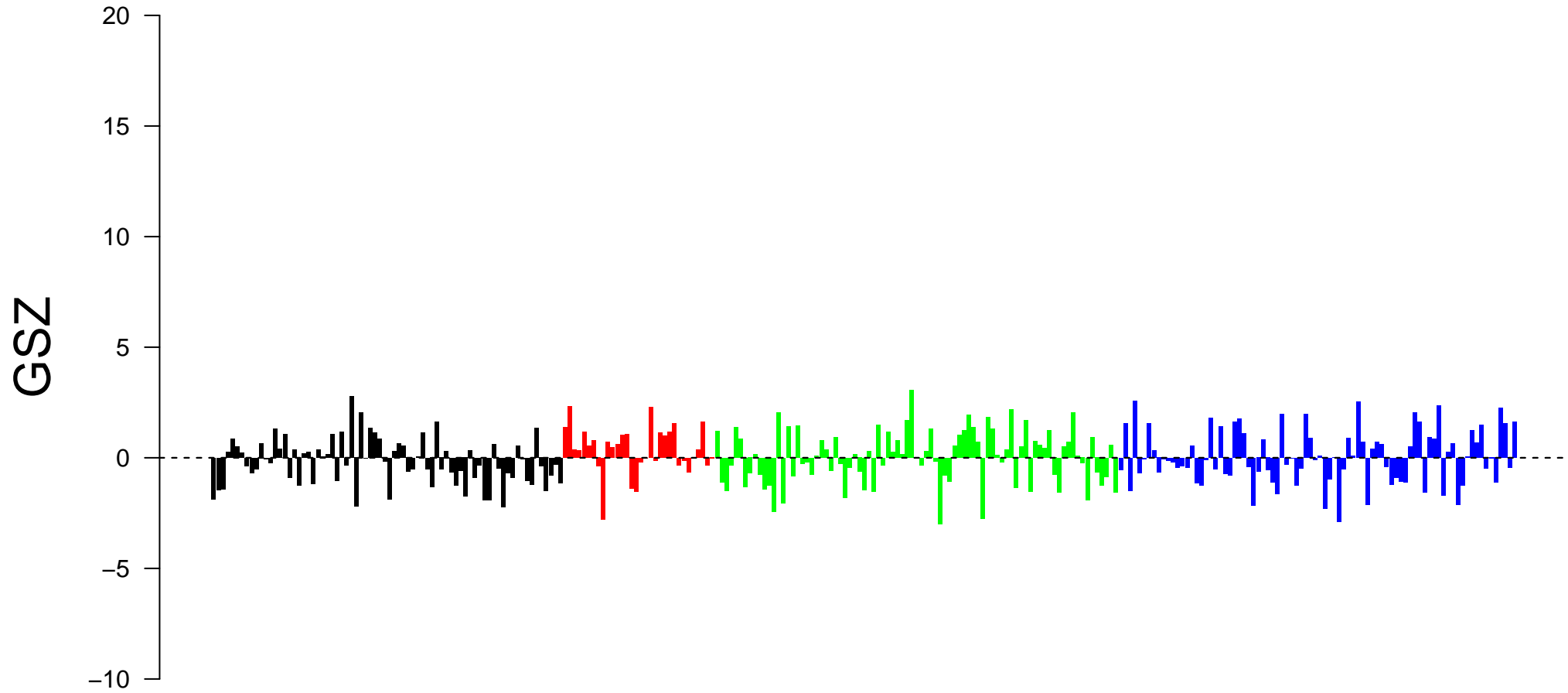
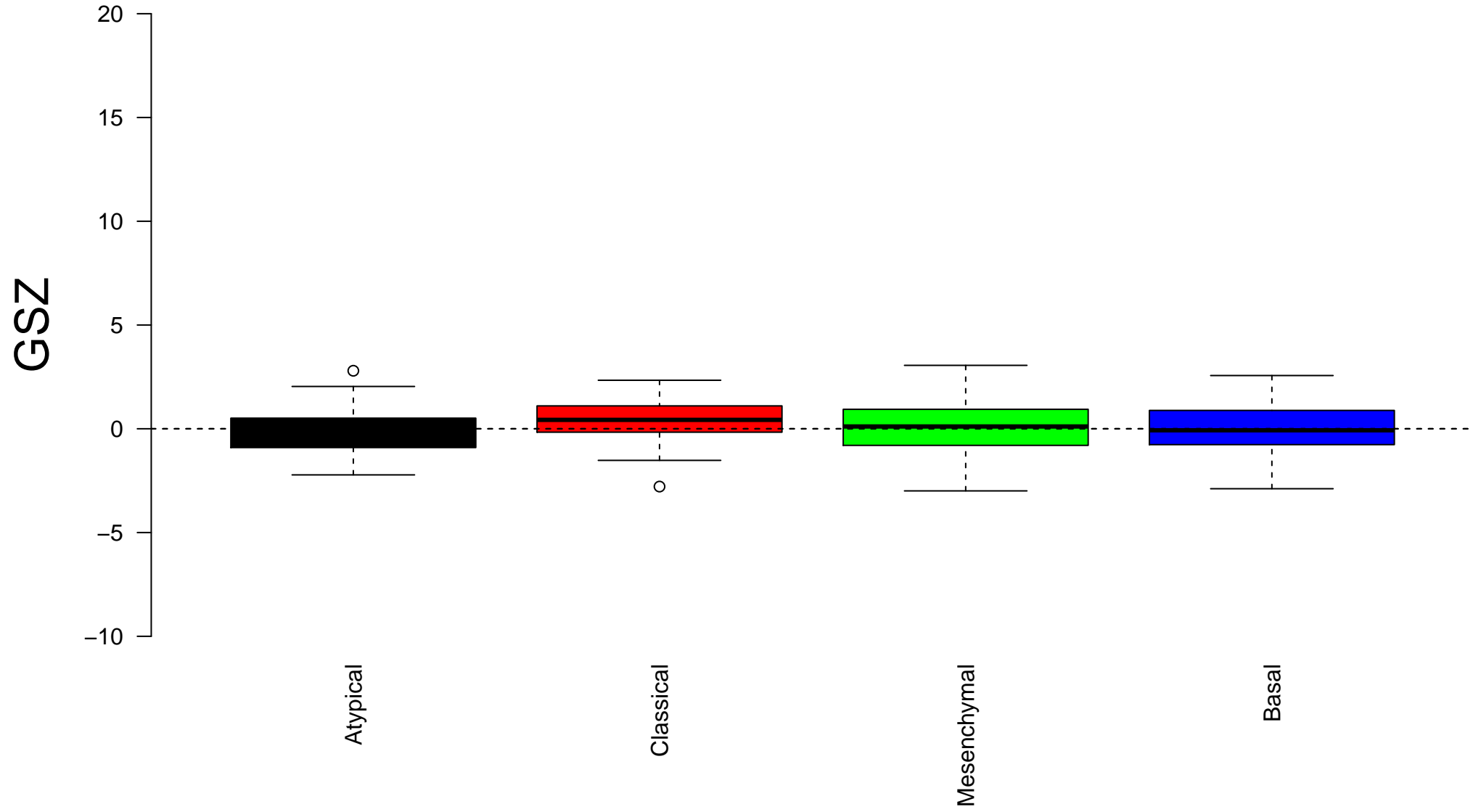


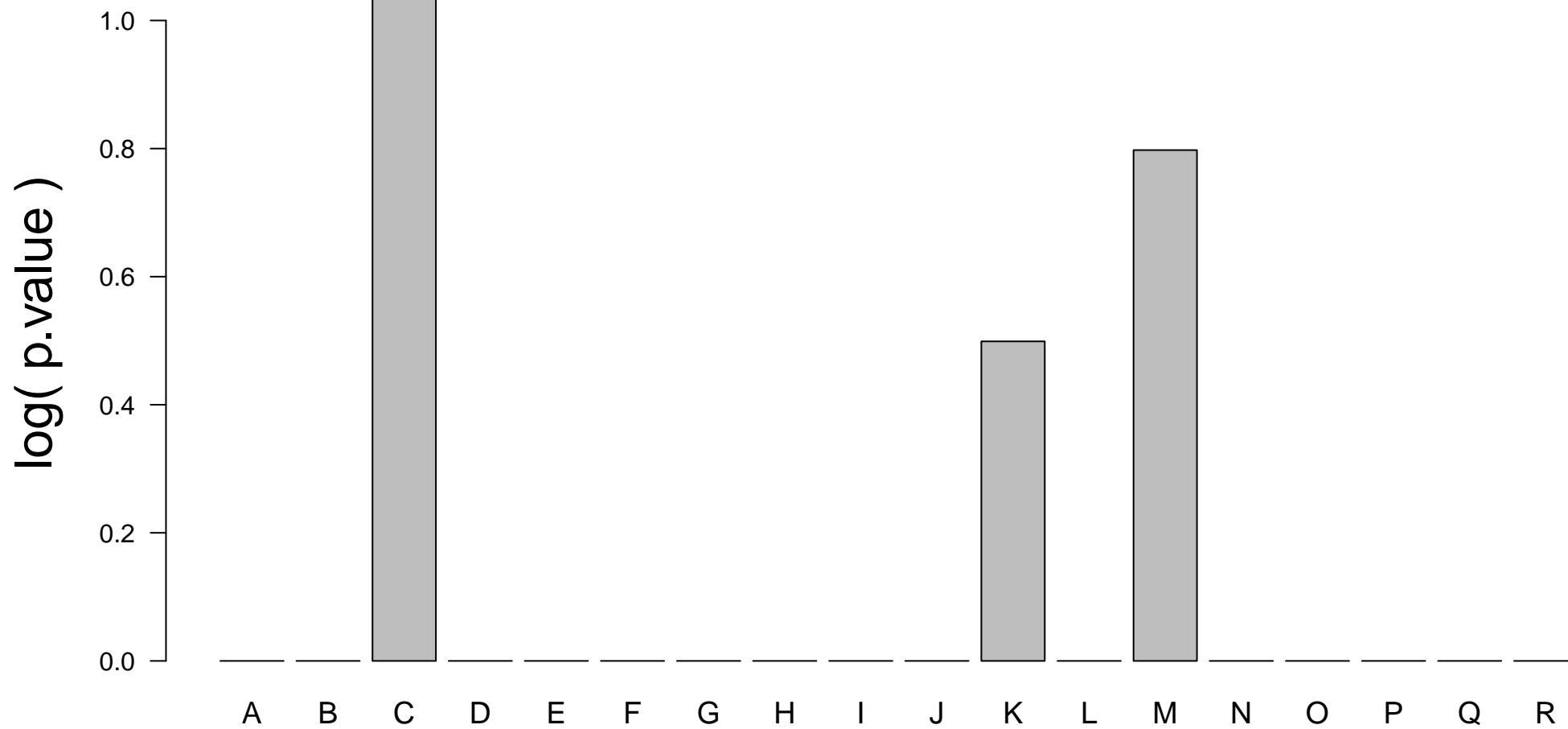
CHANDRAN_METASTASIS_UP




CHANDRAN_METASTASIS_UP



Enrichment in spots: CHANDRAN_METASTASIS_UP



Expression of CHANDRAN_METASTASIS_UP in Spot A



Expression of CHANDRAN_METASTASIS_UP in Spot B

Δe

1.5

1.0


0.5

0.0

-0.5

-1.0

-1.5



Expression of CHANDRAN_METASTASIS_UP in Spot C

Δe

1.5
1.0
0.5
0.0
-0.5
-1.0
-1.5



Expression of CHANDRAN_METASTASIS_UP in Spot D

Δe

1.5

1.0

0.5

0.0


-0.5

-1.0

-1.5



Expression of CHANDRAN_METASTASIS_UP in Spot E



Expression of CHANDRAN_METASTASIS_UP in Spot F

Δe

1.5

1.0


0.5

0.0


-0.5

-1.0


-1.5



Expression of CHANDRAN_METASTASIS_UP in Spot G




Expression of CHANDRAN_METASTASIS_UP in Spot H



Expression of CHANDRAN_METASTASIS_UP in Spot I

Δe

1.5
1.0
0.5
0.0
-0.5
-1.0
-1.5



Expression of CHANDRAN_METASTASIS_UP in Spot J

Δe

1.5

1.0

0.5

0.0

-0.5

-1.0

-1.5



Expression of CHANDRAN_METASTASIS_UP in Spot K

Δe

1.5
1.0
0.5
0.0
-0.5
-1.0
-1.5



Expression of CHANDRAN_METASTASIS_UP in Spot L

Δe

1.5

1.0


0.5

0.0

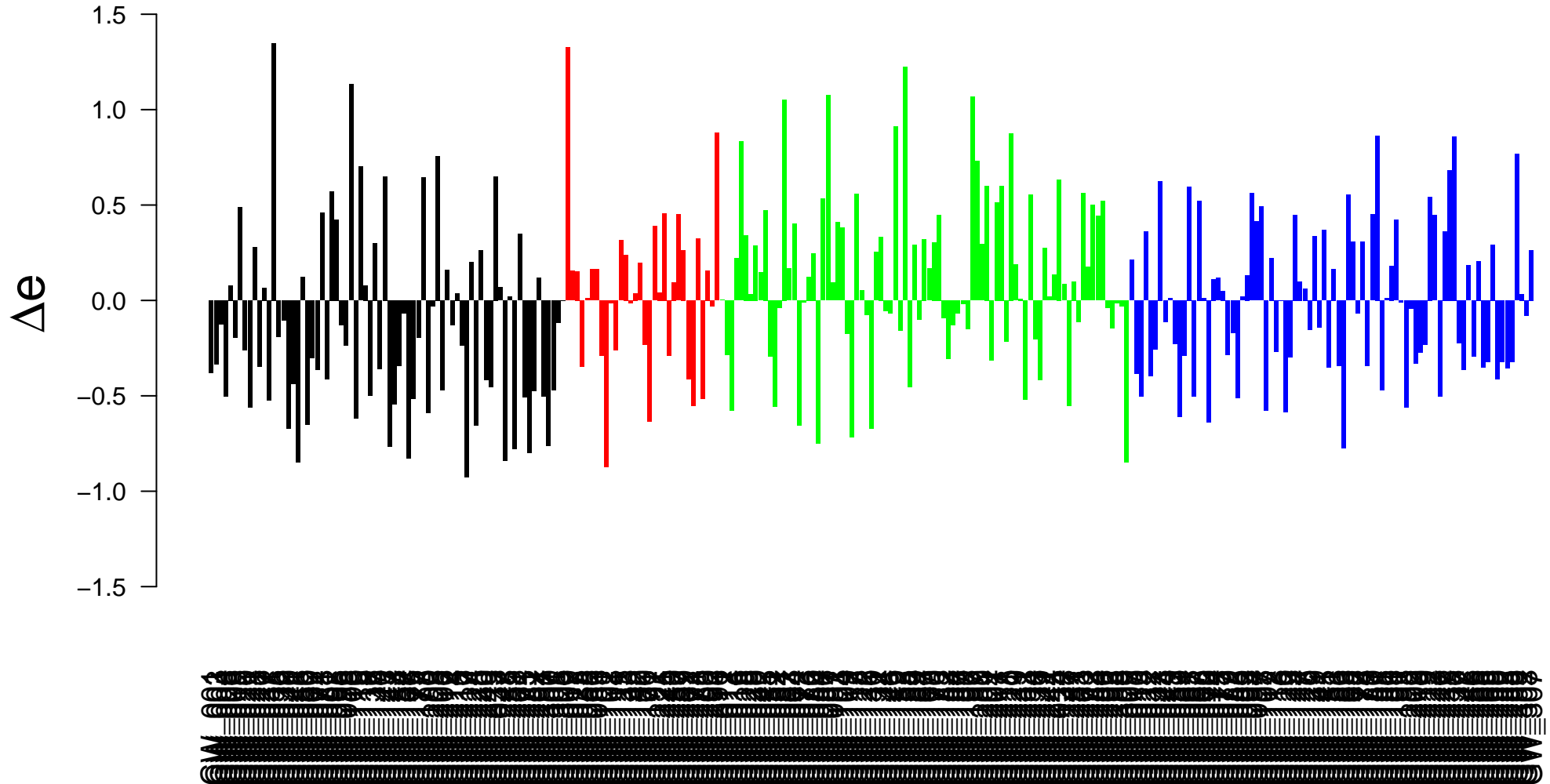
-0.5

-1.0


-1.5



Expression of CHANDRAN_METASTASIS_UP in Spot M




Expression of CHANDRAN_METASTASIS_UP in Spot N




Expression of CHANDRAN_METASTASIS_UP in Spot O

Δe


1.5
1.0
0.5
0.0
-0.5
-1.0
-1.5



Expression of CHANDRAN_METASTASIS_UP in Spot P



Expression of CHANDRAN_METASTASIS_UP in Spot Q



Expression of CHANDRAN_METASTASIS_UP in Spot R

